

4Z



40,7 kNm



6,0 bis
7,0 m



2,9 m



2,8 m bis
4,1 m



920 kg



380°



8,67 kNm



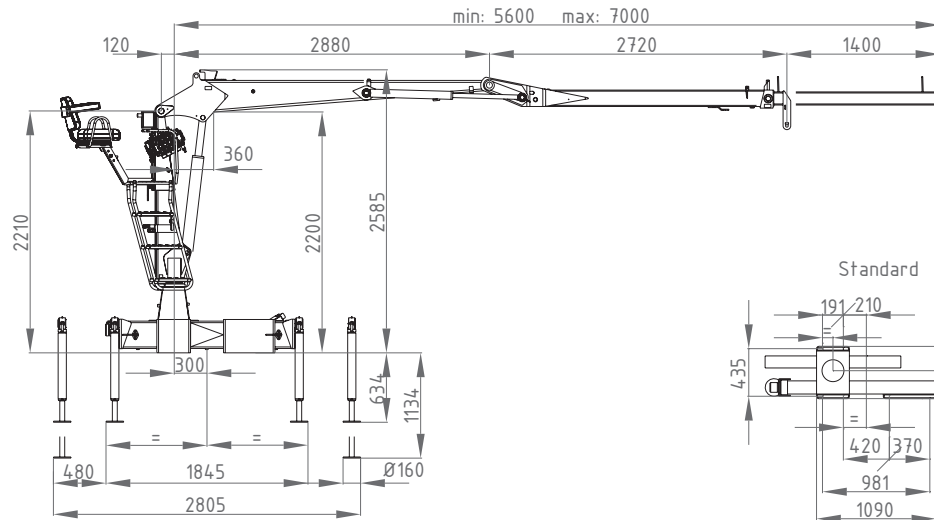
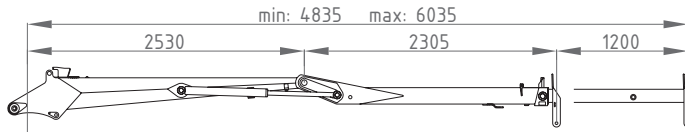
220 bar



1x
30 bis
40 l/min
ca. 16 kW

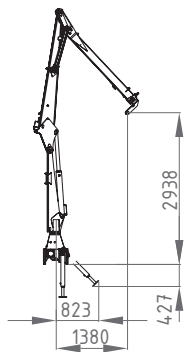


75 l/min
ca. 35 kW

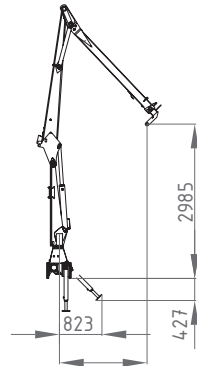


Standard

6m
Schläuche außen



7m
Schläuche außen



| | 2m | 3m | 4m | 5m | 6m | 7m | |
|------|------|------|------|-----|-----|-----|----|
| 6,0m | 1935 | 1320 | 1065 | 800 | - | - | kg |
| 7,0m | 1900 | 1260 | 1000 | 780 | 650 | 505 | kg |

